10-Gigabit L2+ Managed Switch Datasheet

MODELS: SG3210X-M2 / SG3210XHP-M2 V3 / SG3218XP-M2 / SG3428X V1.30 / SG3428XF V1.20 / SG3428XMP V3.20 / SG3428X-M2 V1.20 / SG3428XPP-M2 V1.20 / SG3452X V1.20 / SG3452XP V2.20 / SX3206HPP V1.20 / SX3008F V1.20 / SX3016F V1.20

Overview

TP-Link | Omada L2+ managed switches provide high performance, powerful L2 and L2+ features like static routing, enterprise-level QoS, advanced security strategies and a bundle of ISP features. The 10-gigabit ports ensure high-speed data transfer, and their backward compatility with gigabit products reserves room for network upgrades, therefore guarantees stable and long-term usability. The IP-MAC-Port Binding (IMPB) and Access Control List (ACL) functions protect against broadcast storm, ARP and Denial-of-Service (DoS) attacks, etc. Quality of Service (QoS, L2 to L4) provides enhanced traffic management capabilities to move your data smoother and faster. The OAM function helps facilitate network management. Moreover, the easy-to-use web management interfaces, along with CLI, SNMP and Dual Image mean faster setup and configuration with less downtime. TP-Link | Omada L2+ 10-gigabit managed switches provide a reliable, secure solution for enterprise, campus and ISP networks.

Omada Solution

Hospitality

High Quality and Full Coverage Wi-Fi

Education

High-Density Wi-Fi

Retail

Social Marketing for O2O

Office

Wireless and Wired Connections

Catering

Full Wi-Fi Coverage in High-Density Environment

Software Defined Networking (SDN) with Cloud Access

Omada Software Defined Networking (SDN) platform integrates network devices, including access points, switches and gateways, providing 100% centralized cloud management. Omada creates a highly scalable network——all controlled from a single interface. Seamless wireless and wired connections are provided, ideal for use in hospitality, education, retail, offices, and more.

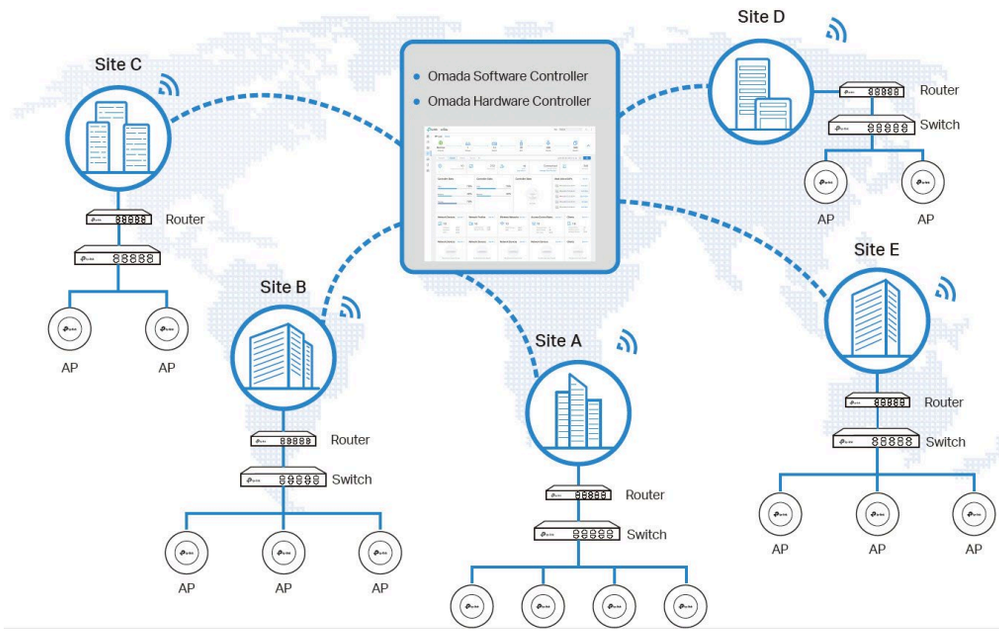

Hassle-Free Centralized Cloud Management

100% centralized cloud management of the whole network from different sites——all controlled from a single interface anywhere, anytime.

- No additional training needed
- Unlimited scalability
- Batch management
- Devices still work even when not connected to the Cloud

Assign Different Management Roles

Multi-user privilege assignment is available to increase management efficiency and security. Multi-person management, multi-level permissions, and the ability to add admins as needed, enable flexible network operation and maintenance.

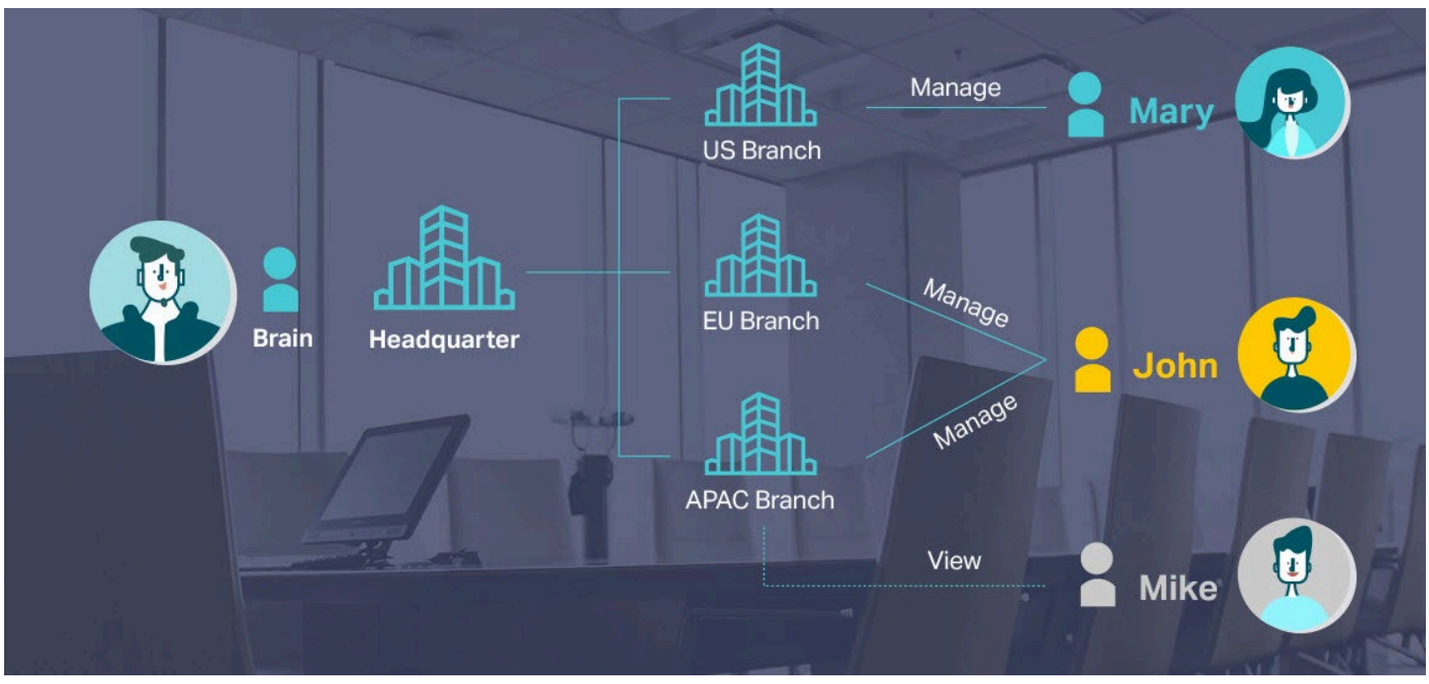

Easy and Intelligent Network Monitoring

The easy-to-use dashboard makes it easy to see your real-time network status; check network usage and traffic distribution; receive network condition logs, abnormal event warnings, and notifications; or even track key data for better business results. Network topology helps IP admins quickly see and troubleshoot connection at a glance.

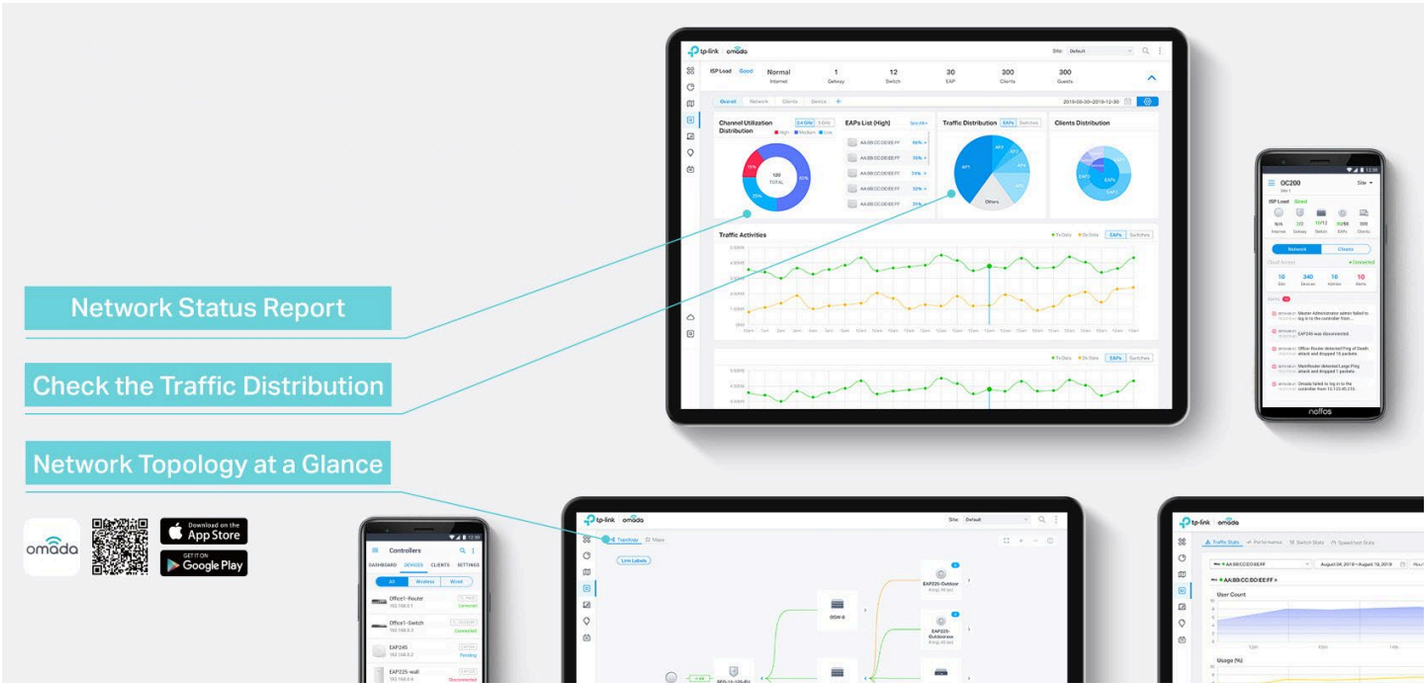

Comprehensive Protection for the Whole Network

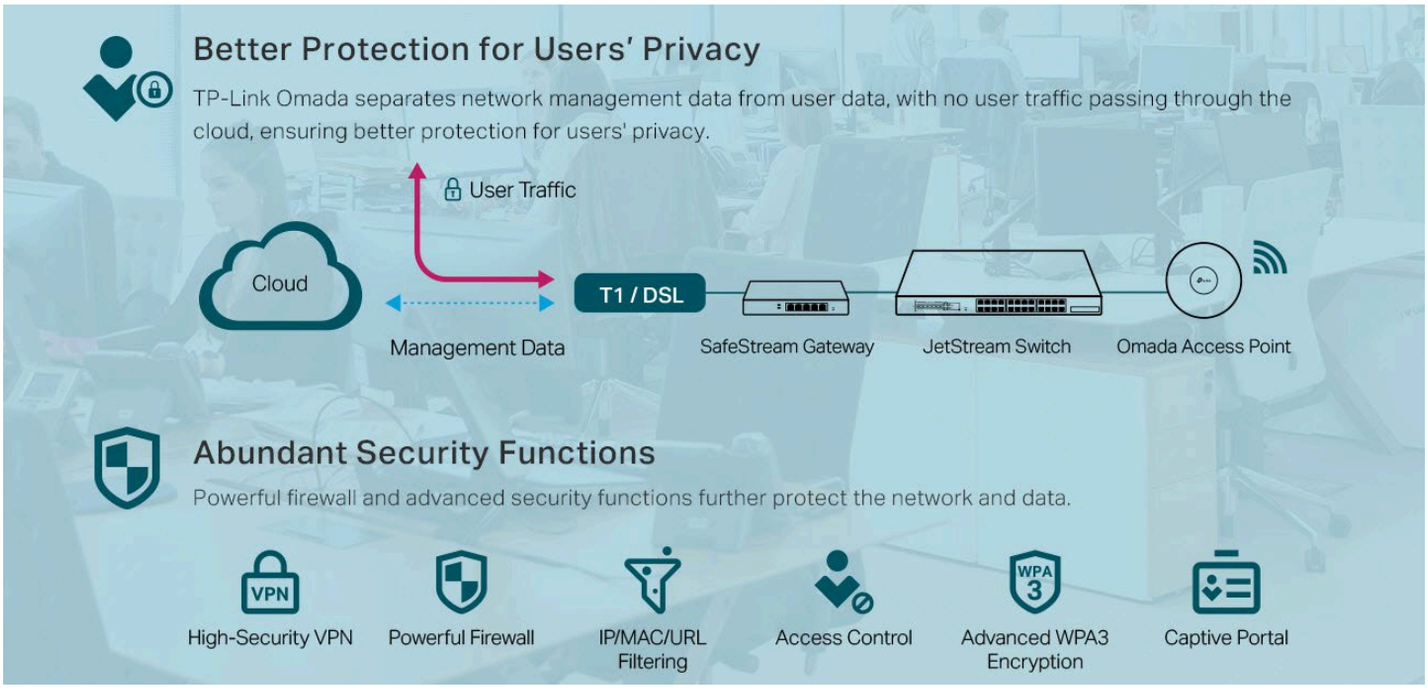

Switch Product Features

Networking Security

The The TP-Link | Omada L2+ managed switches provide IP-MAC-Port Binding, Port Security, Storm control and DHCP Snooping which protect against broadcast storms, ARP attacks, etc. It integrates some typical DoS attacks to select. You can protect these attacks more easily ever than before. In addition, the Access Control Lists (ACL, L2 to L4) feature restricts access to sensitive network resources by denying packets based on source and destination MAC address, IP address, TCP/UDP ports and even VLAN ID. Moreover, the switch supports 802.1X authentication, which is used in conjunction with a RADIUS/TACACS+ server to require some authentication information before access to the network is allowed.

Advanced QoS features

To integrate voice, data and video service on one traffic based on a variety of means including IP or MAC address, TCP or UDP port number, etc. to ensure that voice and video are always clear, smooth and jitter free. In conjunction with the Voice VLAN the switch supporting, the voice applications will operate with much smoother performance.

Abundant L2+ features

The L2+ managed switches support a complete lineup of L2 features, including 802.1Q VLAN, Port Mirroring, STP/RSTP/MSTP, Link Aggregation Control Protocol and 802.3x Flow Control function. Any more, the switch provides advanced features for network maintenance. Such as Loopback Detection, Cable Diagnostics and IGMP Snooping. IGMP snooping ensures the switch intelligently forward the multicast stream only to the appropriate subscribers while IGMP throttling & filtering restrict each subscriber on a port level to prevent unauthorized multicast access. Moreover, L2+ managed switches support L2+ feature-static routing, which is a simple way to provide segmentation of the network with internal routing through the switch and helps network traffic for more efficient use.

ISP Features

The L2+ managed switches support a bundle of ISP features such as 802.3ah OAM, DDM, sFlow, QinQ, L2PT PPPoE ID Insertion, IGMP authentication etc. 802.3ah OAM and Device Link Detection Protocol (DLDP) functions improve monitor and troubleshoot Ethernet networks, help facilitate network management. DDM(Digital Diagnostic Monitoring) function helps view the status of SFP modules inserting to the Switch and to configure alarm settings, warning settings, temperature threshold settings, voltage threshold settings, bias current threshold settings, TX power threshold settings, and Rx power threshold settings.

Enterprise Level Management Features

TP-Link's new Omada L2+ managed switches are easy to use and manage. It supports various user-friendly standard management features, such as intuitive web-based Graphical User Interface (GUI), industry-standard Command Line Interface (CLI), SNMP (v1/v2c/v3), and RMON. This allows the switch to provide valuable status information and send reports on abnormal events. It also supports Dual Image and Dual Configuration to provide improved reliability and network uptime.

IPv6 Support

The L2+ managed switches support various IPv6 functions such as Dual IPv4/IPv6 Stack, MLD Snooping, IPv6 ACL, DHCPv6 Snooping, IPv6 Interface, Path Maximum Transmission Unit (PMTU) Discovery and IPv6 Neighbor Discovery, which guarantees your network is ready for the Next Generation Network (NGN) without upgrading your network equipment.

Specifications

Hardware Features & Performance

Product Picture			
Model		SG3210X-M2	SG3210XHP-M2 V3
General	Interface	8 100/1000Mbps/2.5Gbps RJ45 Ports 2 10GE SFP+ Slots	
	Console	1 RJ45 Console Port, 1 Micro-USB Console Port	
	Flash	32 MB	
	DRAM	256 MB	
	Port Standard	IEEE 802.3u:100BASE-X Fast Ethernet IEEE 802.3ab:1000BASE-T Gigabit Ethernet IEEE 802.3bz:2.5GBASE-T Ethernet IEEE 802.3z:1000BASE-X Gigabit Ethernet (Optical fiber) IEEE 802.3ae: 10 Gigabit Ethernet over fiber	
PoE	PoE Standard	-	802.3af/at
	PoE Ports	-	8, up to 30 W
	PoE Power Budget	-	240 W
Performance	Switching Capacity	80 Gbps	
	Packet Forwarding Rate	59.52 Mpps	
	MAC Address Table	16K	
	Packet Buffer	12 Mbit	
	Transmission Method	Store and Forward	
	Number of IP Interfaces	32	
	Number of Static Routers	48 (IPv4, IPv6)	
	Jumbo Frame	9 KB	
Physical & Environment	Power Supply	100-240 V AC~50/60 Hz	
	Max Power Consumption	15.0 W	285.9 W (110V/60Hz) (with 240 W PD connected)
	Max Heat Dissipation	51.18 BTU/hr	975.54 BTU/hr (110V/60Hz) (with 240 W PD connected)
	Standby Power Consumption	7.8 W	15.6 W
	Dimensions (W x D x H)	11.6×7.1×1.7 in (294×180×44 mm)	17.3 × 7.1 × 1.7 in (440 × 180 × 44 mm)
	Fan Quantity	Fanless	2
	Installation	Rack Mountable / Desktop	Rack Mountable
	Operating Temperature	0 °C to 50 °C (32 °F to 122 °F)	
	Storage Temperature	-40 °C to 70 °C (-40 °F to 158 °F)	
	Operation Humidity	10% to 90% RH, non-condensing	
	Storage Humidity	5% to 90% RH, non-condensing	
	Certification	CE, FCC, RoHS	

Hardware Features & Performance

Product Picture		
Model		SG3218XP-M2
General	Interface	16 10/100/1000Mbps/2.5Gbps RJ45 Ports 2 10GE SFP+ Slots
	Console	1 RJ45 Console Port, 1 Micro-USB Console Port
	Flash	32 MB
	DRAM	256 MB
	Port Standard	IEEE 802.3i:10BASE-T Ethernet IEEE 802.3u:100BASE-X Fast Ethernet IEEE 802.3ab:1000BASE-T Gigabit Ethernet IEEE 802.3bz:2.5GBASE-T Ethernet IEEE 802.3z:1000BASE-X Gigabit Ethernet (Optical fiber) IEEE 802.3ae: 10 Gigabit Ethernet over fiber
PoE	PoE Standard	802.3af/at
	PoE Ports	8, up to 30 W
	PoE Power Budget	240 W
Performance	Switching Capacity	120 Gbps
	Packet Forwarding Rate	89.28 Mpps
	MAC Address Table	16K
	Packet Buffer	12 Mbit
	Transmission Method	Store and Forward
	Number of IP Interfaces	32
	Number of Static Routers	48 (IPv4, IPv6)
	Jumbo Frame	9 KB
	Power Supply	100-240 V AC~50/60 Hz
	Max Power Consumption	299.4 W (110V/60Hz) (with 240 W PD connected)
	Max Heat Dissipation	1021.64 BTU/hr (110V/60Hz) (with 240 W PD connected)
	Standby Power Consumption	15.6 W
	Dimensions (W x D x H)	17.3 × 7.1 × 1.7 in (440 × 180 × 44 mm)
	Fan Quantity	2
	Installation	Rack Mountable
	Operating Temperature	0 °C to 50 °C (32 °F to 122 °F)
	Storage Temperature	-40 °C to 70 °C (-40 °F to 158 °F)
	Operation Humidity	10% to 90% RH, non-condensing
	Storage Humidity	5% to 90% RH, non-condensing
	Certification	CE, FCC, RoHS

Hardware Features & Performance

Product Picture				
Model		SG3428X V1.30	SG3428XF V1.20	SG3428XMP V3.20
General	Interface	24 10/100/1000Mbps RJ45 Ports 4 10GE SFP+ Slots	20 Gigabit SFP Slots 4 Gigabit RJ45/SFP Combo Ports 4 10GE SFP+ Slots	24 10/100/1000Mbps RJ45 Ports 4 10GE SFP+ Slots
	Console	1 RJ45 Console Port, 1 Micro-USB Console Port		
	Flash	32 MB		
	DRAM	256 MB		
	Port Standard	IEEE 802.3i:10BASE-T Ethernet; IEEE 802.3u:100BASE-X Fast Ethernet; IEEE 802.3ab:1000BASE-T Gigabit Ethernet; IEEE 802.3z:1000BASE-X Gigabit Ethernet (Optical fiber) IEEE 802.3ae: 10 Gigabit Ethernet over fiber		
PoE	PoE Standard	-		802.3af/at
	PoE Ports	-		24, up to 30W
	PoE Power Budget	-		384 W
Performance	Switching Capacity	128 Gbps		
	Packet Forwarding Rate	95.23 Mpps		
	MAC Address Table	16K		
	Transmission Method	Store and Forward		
	Packet Buffer	12 Mbit		
	Number of IP Interfaces	16		
	Number of Static Routers	48 (IPv4, IPv6)		
	Jumbo Frame	9 KB		
Physical & Environmet	Power Supply	100-240 V AC~50/60 Hz		
	Redundant Power Supply	-	Yes	-
	Max Power Consumption	23.6 W (110V/60Hz)	35.7 W (110V/60Hz)	486.2 W (110V/60Hz) (with 384 W PD connected)
	Max Heat Dissipation	80.52 BTU/hr (110 V/60 Hz)	121.81 BTU/hr (110 V/60 Hz)	1658.78 BTU/hr (110 V/60 Hz) (with 384 W PD connected)
	Standby Power Consumption	8.67 W (110 V/60 Hz)	17.6 W (110V/60 Hz)	
	Dimensions (W x D x H)	17.3 × 7.1 × 1.7 in (440 × 180 × 44 mm)	17.3 × 8.7 × 1.7 in (440 × 220 × 44 mm)	17.3 × 13.0 × 1.7 in (440 × 330 × 44 mm)
	Fan Quantity	0	1	2
	Installation	Rack Mountable		
	Operating Temperature	0 °C to 45 °C (32 °F to 113 °F)		
	Storage Temperature	-40 °C to 70 °C (-40 °F to 158 °F)		
	Operation Humidity	10% to 90% RH, non-condensing		
	Storage Humidity	5% to 90% RH, non-condensing		
	Certification	CE, FCC, RoHS		

Hardware Features & Performance

Product Picture			
Model		SG3428X-M2 V1.20	SG3428XPP-M2 V1.20
General	Interface	24 10/100/1000Mbps/2.5Gbps RJ45 Ports 4 10GE SFP+ Slots	
	Console	1 RJ45 Console Port, 1 Micro-USB Console Port	
	Flash	32 MB	
	DRAM	256 MB	
	Port Standard	IEEE 802.3i:10BASE-T Ethernet; IEEE 802.3u:100BASE-X Fast Ethernet IEEE 802.3ab:1000BASE-T Gigabit Ethernet IEEE 802.3bz:2.5GBASE-T Ethernet IEEE 802.3z:1000BASE-X Gigabit Ethernet (Optical fiber) IEEE 802.3ae: 10 Gigabit Ethernet over fiber	
PoE	PoE Standard	-	802.3af/at/bt
	PoE Ports	-	8 802.3bt ports, up to 60 W 16 802.3at ports, up to 30 W
	PoE Power Budget	-	500 W
Performance	Switching Capacity	200 Gbps	
	Packet Forwarding Rate	148.80 Mpps	
	MAC Address Table	32K	
	Transmission Method	Store and Forward	
	Packet Buffer	16 Mbit	
	Number of IP Interfaces	32	
	Number of Static Routers	48 (IPv4, IPv6)	
	Jumbo Frame	9 KB	
Physical & Environmet	Power Supply	100-240 V AC~50/60 Hz	
	Max Power Consumption	45.1 W (110V/60Hz)	629.1 W (110V/60Hz)
	Max Heat Dissipation	154.38 BTU/hr (110 V/60 Hz)	2153.45 BTU/hr (110 V/60 Hz)
	Standby Power Consumption	19.0 W (110V/60Hz)	24.2 W (110V/60Hz)
	Dimensions (W x D x H)	17.3 × 7.1 × 1.7 in (440 × 180 × 44 mm)	17.3 × 13.0 × 1.7 in (440 × 330 × 44 mm)
	Fan Quantity	1	3
	Installation	Rack Mountable	
	Operating Temperature	0 °C to 40 °C (32 °F to 104 °F)	
	Storage Temperature	-40 °C to 70 °C (-40 °F to 158 °F)	
	Operation Humidity	10% to 90% RH, non-condensing	
	Storage Humidity	5% to 90% RH, non-condensing	
	Certification	CE, FCC, RoHS	

Hardware Features & Performance

Product Picture			
Model		SG3452X V1.20	SG3452XP V2.20
General	Interface	48 10/100/1000Mbps RJ45 Ports 4 10GE SFP+ Slots	
	Console	1 RJ45 Console Port, 1 Micro-USB Console Port	
	Flash	32 MB	
	DRAM	512 MB	
	Port Standard	IEEE 802.3i:10BASE-T Ethernet; IEEE 802.3u:100BASE-X Fast Ethernet; IEEE 802.3ab:1000BASE-T Gigabit Ethernet; IEEE 802.3z:1000BASE-X Gigabit Ethernet (Optical fiber) IEEE 802.3ae: 10 Gigabit Ethernet over fiber	
PoE	PoE Standard	-	802.3af/at
	PoE Ports	-	48, up to 30 W
	PoE Power Budget	-	500 W
Performance	Switching Capacity	176 Gbps	
	Packet Forwarding Rate	130.94 Mpps	
	MAC Address Table	16 K	
	Transmission Method	Store and Forward	
	Packet Buffer	12 Mbit	
	Number of IP Interfaces	16	
	Number of Static Routers	48 (IPv4, IPv6)	
	Jumbo Frame	9 KB	
Physical & Environmet	Power Supply	100-240 V AC~50/60 Hz	
	Max Power Consumption	32.72 W (110V/60Hz)	49.19 W (110V/60Hz) (no PD connected) 635.70 W (110V/60Hz) (with 500 W PD connected)
	Max Heat Dissipation	111.65 BTU/hr (110 V/60 Hz)	167.85 BTU/hr (110 V/60 Hz) (no PD connected) 2169.2 BTU/hr (110 V/60 Hz) (with 500 W PD connected)
	Standby Power Consumption	13.38 W (110 V/60 HZ)	28.61 W (110 V/60 Hz)
	Dimensions (W x D x H)	17.3 × 8.7 × 1.7 in (440 × 220 × 44 mm)	17.3 × 13.0 × 1.7 in (440 × 330 × 44 mm)
	Fan Quantity	-	3
	Installation	Rack Mountable	
	Operating Temperature	0 °C to 45 °C (32 °F to 113 °F)	0 °C to 40 °C (32 °F to 104 °F)
	Storage Temperature	-40 °C to 70 °C (-40 °F to 158 °F)	
	Operation Humidity	10% to 90% RH, non-condensing	
	Storage Humidity	5% to 90% RH, non-condensing	
	Certification	CE, FCC, RoHS	

Hardware Features & Performance

Product Picture				
Model		SX3206HPP V1.20	SX3008F V1.20	SX3016F V1.20
General	Interface	4 100M/1000M/2.5G /5G/10Gbps RJ45 Ports 2 10GE SFP+ Slots	8 10GE SFP+ Slots	16 10GE SFP+ Slots
	Console	1 RJ45 Console Port, 1 Micro-USB Console Port		
	Flash	32 MB		
	DRAM	256 MB		
	Port Standard	IEEE 802.3u:100BASE-X Fast Ethernet IEEE 802.3ab:1000BASE-T Gigabit Ethernet IEEE 802.3bz: 2.5GBASE-T Ethernet IEEE 802.3an:10GBASE-T Ethernet IEEE 802.3z:1000BASE-X Gigabit Ethernet (Optical fiber) IEEE 802.3ae: 10 Gigabit Ethernet over fiber	IEEE 802.3z: 1000BASE-X Gigabit Ethernet (Optical fiber) IEEE 802.3ae: 10 Gigabit Ethernet over fiber	
PoE	PoE Standard	802.3af/at/bt	-	
	PoE Ports	4, up to 60 W	-	
	PoE Power Budget	200 W	-	
Performance	Switching Capacity	120 Gbps	160 Gbps	320 Gbps
	Packet Forwarding Rate	89.28 Mpps	119.04 Mpps	238.08 Mpps
	Packet buffer	16 Mbit		24 Mbit
	MAC Address Table	32 K		
	Transmission Method	Store and Forward		
	Number of IP Interfaces	16		
	Number of Static Routers	48 (IPv4, IPv6)		
	Jumbo Frame	9 KB		
Physical & Environmet	Power Supply	100-240 V AC~50/60 Hz		
	Redundant Power Supply	-		Yes
	Max Power Consumption	244.90 W (110V/60Hz) (with 200 W PD connected)	15.46 W (220 V/50 Hz)	32.74 W (220 V/50 Hz)
	Max Heat Dissipation	835.67 BTU/hr (110 V/60 Hz) (with 200 W PD connected)	52.75 BTU/hr (220 V/50 Hz)	111.71 BTU/hr (220 V/50 Hz)
	Standby Power Consumption	13.52 W (110 V/60 Hz)	5.91 W (110 V/60 Hz)	13.33 W (110 V/60 Hz)
	Dimensions (W x D x H)	11.6×7.1×1.7 in (294×180×44 mm)	17.3 × 7.1 × 1.7 in (440 × 180 × 44 mm)	17.3 × 8.7 × 1.7 in (440 × 220 × 44 mm)
	Fan Quantity	2	0	1
	Installation	Rack Mountable / Desktop	Rack Mountable	
	Operating Temperature	0 °C to 50 °C (32 °F to 122 °F)		0 °C to 45 °C (32 °F to 113 °F)
	Storage Temperature	-40 °C to 70 °C (-40 °F to 158 °F)		
	Operation Humidity	10% to 90% RH, non-condensing		
	Storage Humidity	5% to 90% RH, non-condensing		
	Certification	CE, FCC, RoHS		

Software Features		
Model	SG3210X-M2 / SG3210XHP-M2 V3 / SG3218XP-M2 / SG3428X V1.30 / SG3428XF V1.20 / SG3428XMP V3.20 / SG3428X-M2 V1.20 / SG3428XPP-M2 V1.20 / SG3452X V1.20 / SG3452XP V2.20 / SX3206HPP V1.20 / SX3008F V1.20 / SX3016F V1.20	
SDN Support	• Support Omada Hardware Controller • Automatic Device Discovery • Batch Configuration • Batch Firmware Upgrading	• Intelligent Network Monitoring • Abnormal Event Warnings • Unified Configuration • Reboot Schedule
L3 Features	• 16 IPv4/IPv6 Interfaces (32 IPv4/IPv6 Interfaces for SG3210X-M2 & SG3210XHP-M2 & SG3218XP-M2 & SG3428X-M2 & SG3428XPP-M2) • Static Routing - 48 static routes • Static ARP - 128 static entries • 512 ARP Entries	• Proxy ARP • Gratuitous ARP • DHCP Server • DHCP Relay - DHCP interface relay - DHCP VLAN relay • DHCP L2 Relay
L2 Features	• Link Aggregation - Static link aggregation - 802.3ad LACP - Up to 8 aggregation groups and up to 8 ports per group • Spanning Tree Protocol - 802.1d STP - 802.1w RSTP - 802.1s MSTP - STP Security: TC Protect, BPDU Filter, BPDU Protect, Root Protect, Loop Protect	• Loopback Detection - Port based - VLAN based • Flow Control - 802.3x Flow Control - HOL Blocking Prevention • Mirroring - Port Mirroring - CPU Mirroring - One-to-One - Many-to-One - Tx/Rx/Both
L2 Multicast	• Supports 1000 (IPv4, IPv6) IGMP groups (511 groups for SG3210X-M2 & SG3210XHP-M2 & SG3218XP-M2 & SG3428X-M2 V1.20 & SG3428XPP-M2) • IGMP Snooping - IGMP v1/v2/v3 Snooping - Fast Leave - IGMP Snooping Querier - IGMP Authentication • IGMP Authentication	• MVR • MLD Snooping - MLD v1/v2 Snooping - Fast Leave - MLD Snooping Querier - Static Group Config - Limited IP Multicast • Multicast Filtering: 256 profiles and 16 entries per profile
VLAN	• VLAN Group (802.1q VLAN) - Max 4K VLAN Groups • 802.1Q Tagged VLAN • MAC VLAN entries: 30 (10 for SG3210XHP-M2 and 256 for SG3210X-M2 & SG3218XP-M2 & SG3428X-M2 & SG3428XPP-M2)	• Protocol VLAN: Protocol Template 16, Protocol VLAN 16 (Protocol Template 16 and Protocol VLAN 12 for SX3008F and SX3016F) • GVRP • VLAN VPN - VLAN Mapping - VLAN Replace • Voice VLAN
QoS	• 8 priority queues • 802.1p CoS/DSCP priority • Queue scheduling - SP (Strict Priority) - WRR (Weighted Round Robin) - SP+WRR	• Bandwidth Control - Port/Flow based Rating Limiting • Smoother Performance • Action for Flows - QoS remark (802.1P Remark, DSCP Remark)

Software Features		
Model	SG3210X-M2 / SG3210XHP-M2 V3 / SG3218XP-M2 / SG3428X V1.30 / SG3428XF V1.20 / SG3428XMP V3.20 / SG3428X-M2 V1.20 / SG3428XPP-M2 V1.20 / SG3452X V1.20 / SG3452XP V2.20 / SX3206HPP V1.20 / SX3008F V1.20 / SX3016F V1.20	
ACL	• MAC ACL - Source MAC - Destination MAC - VLAN ID - User Priority - Ether Type • IP ACL -Source IP - Destination IP - Fragment - IP Protocol - TCP Flag	- TCP/UDP Port - DSCP/IP TOS • Combined ACL • IPv6 ACL • Policy - Mirroring - Redirect - Rate Limit - QoS Remark • ACL apply to Port/VLAN • Time-based ACL
Security	• IP-MAC-Port Binding -512 Entries - DHCP Snooping - ARP Inspection - IPv4 Source Guard • IPv6-MAC -Port Binding -512 Entries - DHCPv6 Snooping - ND Detection - ND Snooping - IPv6 Source Guard • DoS Defend • DHCP Filter • Static/Dynamic Port Security - Up to 64 MAC addresses per port • Broadcast/Multicast/Unknown-unicast Storm Control - kbps/ratio/pps control mode	• 802.1X - Port base authentication - Mac base authentication - VLAN Assignment - MAB - Guest VLAN - Support RADIUS authentication and accountability • AAA (including TACACS+) • Port Isolation • Secure web management through HTTPS with SSLv3/TLS 1.2 • Secure Command Line Interface (CLI) management with SSHv1/SSHv2 • IP/Port/MAC based access control
ISP Features	• 802.3ah Ethernet Link OAM • L2PT (Layer 2 Protocol Tunneling) • PPPoE ID Insertion • ERPS	• Device Link Detect Protocol (DLDP) • sFlow (except for SG3428X-M2 & SG3428XPP-M2) • DDM
Management	• Web-based GUI • Command Line Interface (CLI) through consoleport, telnet • SNMPv1/v2c/v3 - Trap/Inform - RMON (1, 2, 3, 9 groups) • SDM Template • DHCP/BOOTP Client • 802.1ab LLDP/LLDP-MED	• DHCP Auto Install • Dual Image, Dual Configuration • CPU Monitoring • Cable Diagnostics • EEE* • Password Recovery • SNTP • System Log

*TL-SX3008F and TL-SX3016F do not support this feature.

Software Features	
Model	SG3210X-M2 / SG3210XHP-M2 V3 / SG3218XP-M2 / SG3428X V1.30 / SG3428XF V1.20 / SG3428XMP V3.20 / SG3428X-M2 V1.20 / SG3428XPP-M2 V1.20 / SG3452X V1.20 / SG3452XP V2.20 / SX3206HPP V1.20 / SX3008F V1.20 / SX3016F V1.20
IPv6 Support	• IPv6 Dual IPv4/IPv6 • Multicast Listener Discovery (MLD) Snooping • IPv6 ACL • IPv6 Interface • Static IPv6 Routing • IPv6 neighbor discovery (ND) • Path maximum transmission unit (MTU) discovery • Internet Control Message Protocol (ICMP) version 6 • TCPv6/UDPv6 • IPv6 applications - DHCPv6 Client - Ping6 - Tracert6 - Telnet (v6) - IPv6 SNMP - IPv6 SSH - IPv6 SSL - Http/Https - IPv6 TFTP
MIBs	• MIB II (RFC1213) • Interface MIB (RFC2233) • Ethernet Interface MIB (RFC1643) • Bridge MIB (RFC1493) • P/Q-Bridge MIB (RFC2674) • RMON MIB (RFC2819) • RMON2 MIB (RFC2021) • RADIUS Accounting Client MIB (RFC2620) • RADIUS Authentication Client MIB (RFC2618) • Remote Ping, Traceroute MIB (RFC2925) • Support TP-Link Private MIB

Ordering Information

Host Switch

Model	Description
SG3210X-M2	Omada 8-Port 2.5GBASE-T L2+ Managed Switch with 2 10GE SFP+ Slots
SG3210XHP-M2 V3	Omada 8-Port 2.5GBASE-T and 2-Port 10GE SFP+ L2+ Managed Switch with 8-Port PoE+
SG3218XP-M2	Omada 16-Port 2.5GBASE-T and 2-Port 10GE SFP+ L2+ Managed Switch with 8-Port PoE+
SG3428X V1.30	Omada 24-Port Gigabit L2+ Managed Switch with 4 10GE SFP+ Slots
SG3428XF V1.20	Omada 24-Port SFP L2+ Managed Switch with 4 10GE SFP+ Slots
SG3428XMP V3.20	Omada 24-Port Gigabit and 4-Port 10GE SFP+ L2+ Managed Switch with 24-Port PoE+
SG3428X-M2 V1.20	Omada 24-Port 2.5GBASE-T L2+ Managed Switch with 4 10GE SFP+ Slots
SG3428XPP-M2 V1.20	Omada 24-Port 2.5GBASE-T and 4-Port 10GE SFP+ L2+ Managed Switch with 16-Port PoE+ & 8-Port PoE++
SG3452X V1.20	Omada 48-Port Gigabit L2+ Managed Switch with 4 10GE SFP+ Slots
SG3452XP V2.20	Omada 48-Port Gigabit and 4-Port 10GE SFP+ L2+ Managed Switch with 48-Port PoE+
SX3206HPP V1.20	Omada 6-Port 10GE L2+ Managed Switch with 4-Port PoE++
SX3008F V1.20	Omada 8-Port 10GE SFP+ L2+ Managed Switch
SX3016F V1.20	Omada 16-Port 10GE SFP+ L2+ Managed Switch

SFP/SFP+ Modules

Model	Description
SM311LS	Gigabit SFP module, Single-mode, LC interface, Up to 20km distance
SM311LM	Gigabit SFP module, Multi-mode, LC interface, Up to 550m distance
SM321A	Gigabit WDM Bi-Directional SFP Module, single-mode, LC connector, TX: 1550 nm/RX: 1310 nm, 20 km
SM321A-2	Gigabit WDM Bi-Directional SFP Module, single-mode, LC connector, TX: 1550 nm/RX: 1310 nm, 2 km
SM321B	Gigabit WDM Bi-Directional SFP Module, single-mode, LC connector, TX: 1310 nm/RX: 1550 nm, 20 km
SM321B-2	Gigabit WDM Bi-Directional SFP Module, single-mode, LC connector, TX: 1310 nm/RX: 1550 nm, 2 km
SM5110-LR	10GBase-LR SFP+ LC Transceiver, single-mode, LC connector, 1310nm, 10 km
SM5110-SR	10GBase-SR SFP+ LC Transceiver, multi-mode, LC connector, 850nm, 300 m

RJ45 SFP/SFP+ Modules

Model	Description
SM331T	1000BASE-T RJ45 SFP Module
SM5310-T	10GBASE-T RJ45 SFP+ Module

MC Series Media Converter

Model	Description
MC210CS	Gigabit Single-Mode Media Converter, up to 20 km, chassis mountable
MC200CM	Gigabit multi-mode SC SFP Transceiver, up to 550 m, chassis mountable
MC200L	Gigabit SFP slot supporting mini-GBIC modules, chassis mountable
MC1400	14-slot power supply chassis for TP-LINK MC Series Media Converter, 19-inch rack-mountable

FC Series Media Converter	
Model	Description
FC111A-20	100Mbps Single-Mode WDM Media Converter, up to 20 km, TX:1550nm, RX:1310nm, chassis mountable
FC111B-20	100Mbps Single-Mode WDM Media Converter, up to 20 km, TX:1310nm, RX:1550nm, chassis mountable
FC311A-2	Gigabit Single-Mode WDM Media Converter, up to 2 km, TX:1550nm, RX:1310nm, chassis mountable
FC311B-2	Gigabit Single-Mode WDM Media Converter, up to 2 km, TX:1310nm, RX:1550nm, chassis mountable
FC311A-20	Gigabit Single-Mode WDM Media Converter, up to 20 km, TX:1550nm, RX:1310nm, chassis mountable
FC311B-20	Gigabit Single-Mode WDM Media Converter, up to 20 km, TX:1310nm, RX:1550nm, chassis mountable
FC1400	14-slot power supply chassis for TP-LINK FC Series Media Converter, 19-inch rack-mountable

Some models featured in this guide may be unavailable in your country or region. Visit TP-Link website for local sales information: www.tp-link.com.

PoE budget calculations are based on laboratory testing. Actual PoE power budget is not guaranteed and will vary as a result of client limitations and environmental factors.

Specifications are subject to change without notice. All the brands and product names are trademarks or registered trademarks of their respective holders. © 2023 TP-Link